



# *Stroke* & Coat<sup>®</sup>

*And Speckled Stroke & Coat<sup>®</sup>*

**LOW-FIRE GLAZES**

CONE 06-05 / 999°C-1046° C / 1830°F -1915°F





# Stroke & Coat®



Dinnerware Safe

LOW-FIRE (CONE 06-05 / 999°C-1046°C / 1830°F -1915°F)

Stroke & Coat® is a heavily pigmented, viscous gloss glaze line that can be used for design or opaque coverage. Use these glazes to create intricate, detailed designs that will not move nor blend when layered. Stroke & Coat® colors are intermixable, allowing artists to create custom shades. Thin with water to create a “wash” or

watercolor style of design. Because the liquid color is consistent with the fired color, artists will have no trouble visualizing finished results as they create. Apply to earthenware or terracotta surfaces of clay or bisque. AP Certified Approved Product and Dinnerware Safe when used according to manufacturer’s directions.

CONE 06 RESULTS (999°C / 1830°F)

Fired flat in oxidation on white earthenware body

SC016 Cotton Tail	SC037 Ivory Tower	SC055 Yella Bout It
SC075 Orange-A-Peel	SC050 Orange Ya Happy	SC002 Melon-choly
SC100 Makin Me Blush	SC001 Pink-A-Boo	SC070 Pink-A-Dot
SC085 Orkid	SC103 Lavendear	SC053 Purple Haze
SC091 Seabreeze	SC065 Peri-Twinkle	SC030 Blue Dawn

SC006 Sunkissed	SC042 Butter Me Up	SC024 Dandelion	SC097 Cant-elope	SC102 Just Peachy	SC023 Jack O'Lantern
SC089 Cutie Pie Coral	SC088 Tu Tu Tango	SC073 Candy Apple Red	SC074 Hot Tamale	SC087 Ruby Slippers	SC081 Cinnamon Stix
SC095 Pinkie Swear	SC017 Cheeky Pinky	SC018 Rosey Posey	SC003 Wine About It	SC040 Blueberry Hill	SC013 Grapel
SC072 Grape Jelly	SC071 Purple-licious	SC033 Fruit of the Vine	SC104 Grape Expectations	SC045 My Blue Heaven	SC105 Tic-Tac-Turquoise
SC031 The Blues	SC011 Blue Yonder	SC058 501 Blues	SC076 Cara-bein Blue	SC012 Moody Blue	SC096 Aqu-ward

NEW!

## HOW TO USE

One coat will create a translucent finish with subsequent coats adding opacity. We suggest 2-3 coats for full opacity and all over coverage. Let dry between coats. Stroke & Coat® glazes will fire to a gloss finish without clear glaze. However, if desired, a clear glaze (such as NTCLR Clear One Dipping Glaze or S2101 Crystal Clear Brushing) can be added.

Fire to shelf cone 06/05. For application on wet or leatherhard clay and firing to cone 04, colors will retain their vibrancy with huge time savings. Stroke & Coat® glazes are suitable for artists of all ages. And because of its versatility, it is the ideal product of choice for studio, classroom, or fine artist. For use in higher temperatures, see the reverse of this brochure.

### CONE 06 RESULTS (999°C / 1830°F)



Fired flat in oxidation on white earthenware body




# SPECKLED STROKE & COAT®

Speckled Stroke & Coat® glazes have the same versatile performance as the Stroke & Coat® formula you know and love but with joyful

specks added for fun visual interest. The specks remain stable in all over coverage and glaze combinations at cone 06/05.

CONE 06 RESULTS (999°C / 1830°F) — Fired flat in oxidation on white earthenware body



# ASSORTMENT KITS

Stroke & Coat® glazes are available in assortment kits that include our most popular colors. Kits make a great choice for the classroom or studio, or as a sampler. Value priced packs are available in 2 oz. and 16 oz. squeeze bottles.

Colors shown below were fired to Cone 06 (999°C/1830°F), but also perform great when fired to higher temperatures. View the Cone 6 (1222°C/2232°F) firing results on [MaycoColors.com](http://MaycoColors.com).

## Stroke & Coat® Kit 1

**SCKIT1** 2 oz. squeeze bottles  
**SCKT1P** 16 oz. squeeze bottles



## Stroke & Coat® Kit 2

**SCKIT2** 2 oz. squeeze bottles  
**SCKT2P** 16 oz. squeeze bottles



## Stroke & Coat® Kit 3

**SCKIT3** 2 oz. squeeze bottles  
**SCKT3P** 16 oz. squeeze bottles




## Speckled Stroke & Coat® Kit

**SPKIT2** 2 oz. squeeze bottles  
**SPKT2P** 16 oz. squeeze bottles



### Light Over Dark

Lighter Stroke & Coat® colors can be used over dark colors, remaining bright and opaque and will not blend with the colors underneath.



### On Greenware/Clay

Apply Stroke & Coat® directly to wet or leatherhard clay and fire to cone 04. Colors retain their vibrancy with huge time savings. We recommend leaving an area unglazed such as the bottom or back for outgassing during firing. Limit coverage to 2 coats including any design work when applied to wet clay.



### Gloss Without Clear Glaze

Stroke & Coat® fires glossy without addition of a clear glaze. Clear glaze can be added if additional glossiness is desired or if not applied in consistent overall coverage on unglazed ware.



### No Fail Reds

The Stroke & Coat® red hues are the best on the market. Easy to use and fires red every time with no special application or extra attention during firing.

### 1, 2, 3 Coats

Stroke & Coat® colors are highly pigmented glazes. A single coat gives a translucent effect and additional coats add opacity and show less brushstrokes. 2 - 3 coats are recommended for opacity.

*SC070 Pink-A-Dot is more translucent than other Stroke & Coat® glazes. Additional coats may be necessary to achieve opacity.*




### Intermixable for Custom Colors

Stroke & Coat® glazes are intermixable to easily create custom colors for specialized designs and various skin and blush tones. Perfect for the art educator looking for a tool to teach color theory or create a broader palette with just a few colors.



## Painterly Properties

Much like using an oil or watercolor, Stroke & Coat® glazes can be used to create a lifelike portrait or landscape, using rendering, shading, blending and other painting techniques to add dimension and a sense of realism to your work.



## Batik

Break the rules. Use a hairdryer to rapidly dry the Stroke & Coat® design. The resulting cracks will show the underlying base glaze.



## Brushwork

Paint intricate patterns as Stroke & Coat® glazes will not move or bleed into surrounding colors. Double load color onto brushes or use specialty brushes such as CB106 #6 Script Liner or CB202 #2 Detail Liner to generate various shades of color and add dimension.



## Marbling

This effect can be achieved by pouring thinned Stroke & Coat® and moving the ware side to side, using gravity to allow the glazes to flow together.




## Silkscreens

Mix AC310 Silkscreen Medium with any Stroke & Coat® color to screen-print quickly and easily, creating fine details with your favorite Designer Silkscreen from Mayco.



## Watercolor Style

For a more traditional and painterly approach, dilute glazes with water to create a thinned watercolor-like glaze. Use these tints to layer for seamless blending.




### On Terracotta

Stroke & Coat® works beautifully on terracotta clay or bisque, maintaining its color and vibrancy.



### Application Methods

Stroke & Coat® can be applied in so many creative ways. Free yourself from the brush and try using a sponge, writer bottle, stamp, cheesecloth, lace, found objects, or the bubble technique. Visit [MaycoColors.com](http://MaycoColors.com) to view our extensive Project Library with endless techniques to inspire you.



### Majolica

Stroke & Coat® glazes are perfect for majolica techniques. Base coat your ware with Foundations® and add your design with Stroke & Coat® glazes. The integrity of your design will remain unchanged as these glazes will not move or combine with surrounding color.



### Recycled

Is your Stroke & Coat® old and dried out? You can break it up into little paint chips and stick them to wet glaze and fire for fun pops of color!

*You can also speed up the drying process by placing your wet Stroke & Coat® onto a piece of foil, bake at 275°F/135°C for 30 to 45 minutes until dry, let cool and then break up into small pieces.*

### Sgraffito

"To scratch" in Italian, sgraffito is produced by applying layers of Stroke & Coat® and carving through the glaze to create depth and add contrast to your designs. An impactful and dramatic way to use Stroke & Coat® on your ceramics or clay surface.



### Glaze Combinations

Stroke & Coat® can be layered with other glazes such as Foundations®, Jungle Gems™, Elements™, Cobblestone, Designer Liner, and more to achieve different effects.

